

BIP Web Service Reports
Oracle FLEXCUBE Investor Servicing

Release 14.5.2.0.0
[November] [2021]



Table of Contents

- 1. BIP REPORTS..... 1-1**
 - 1.1 INTRODUCTION..... 1-1
 - 1.2 PREREQUISITES..... 1-1

- 2. DEPLOYING REPORTS 2-1**
 - 2.1 INTRODUCTION..... 2-1
 - 2.2 DEPLOYING BIP REPORTS 2-1
 - 2.2.1 *Full Deployment* 2-1
 - 2.2.2 *Partial Deployment*..... 2-3

1. BIP Reports

1.1 Introduction

This document explains the steps to deploy BIP reports on Oracle Analytics Server.

1.2 Prerequisites

Install Oracle Analytics Server in the server machine. Oracle FLEXCUBE IS -14.4.0.0 supports Oracle Analytics Server v5.5.

For details on latest version of the software qualified with Oracle FLEXCUBE, refer to the release certificate.

2. Deploying Reports

2.1 Introduction

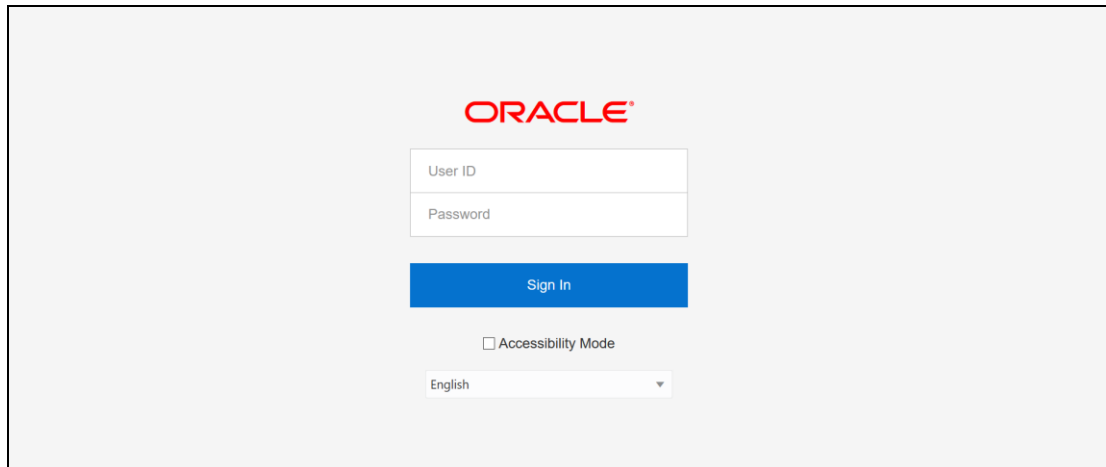
This chapter explains the steps to deploy the BIP reports.

2.2 Deploying BIP Reports

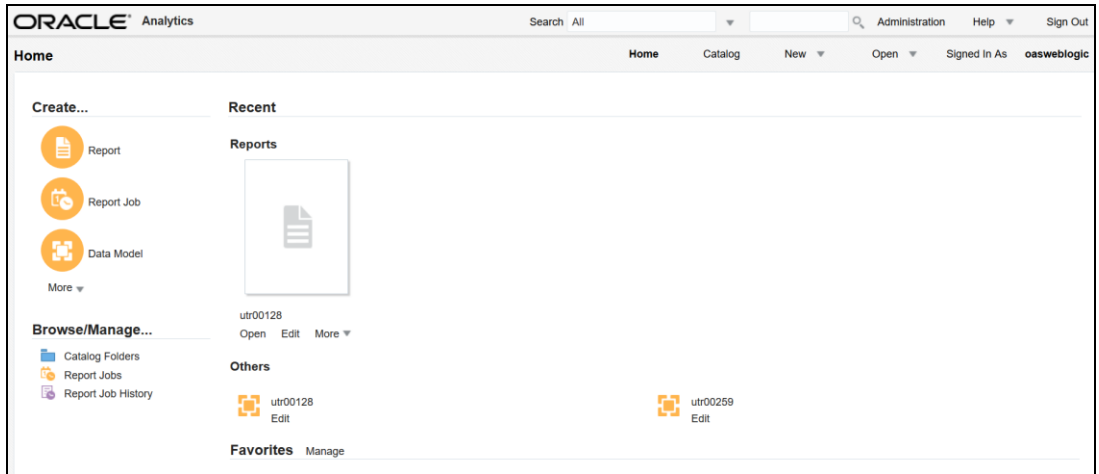
To deploy the BIP reports, follow the steps given below:

2.2.1 Full Deployment

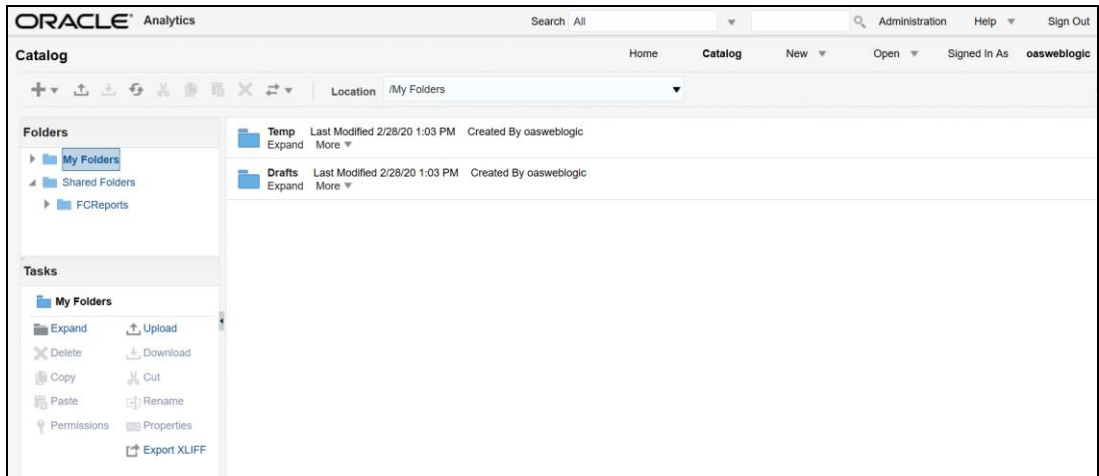
1. Copy the contents of BIReport\DataModels and BIReport\Reports from Shipment Media to a new folder
2. Zip the contents in the folder to FCReports.zip
3. Rename to FCReports.xdrz
4. Launch Oracle Analytics Server Console



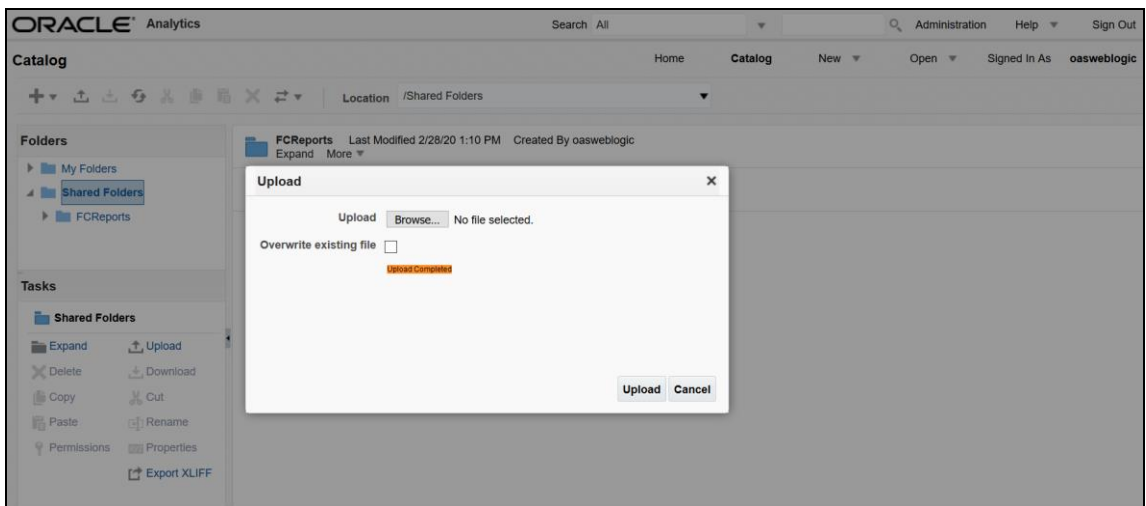
5. Log-in to the console



6. Click on Catalog



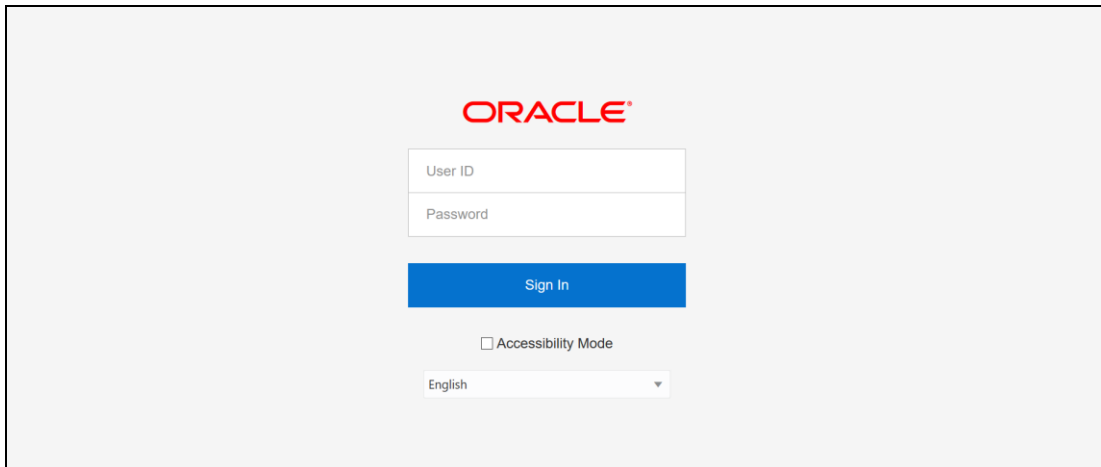
7. Select Shared Folders from Folders List. From Tasks list click upload, to upload FCReports.xdrz



2.2.2 Partial Deployment

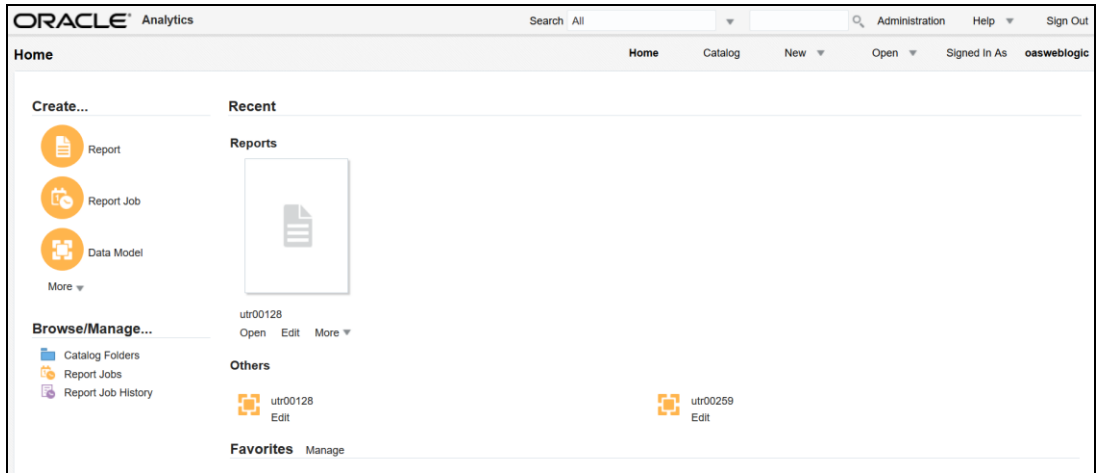
When a single report file needs to be updated, for instance, utr00001

1. Copy utr00001.xdmz from BIReport\DataModels and utr00001.xdoz from BIReport\Reports to new folder
2. Zip the contents in the folder to FCReports.zip
3. Rename to FCReports.xdrz
4. Launch the Oracle Analytics Server Console

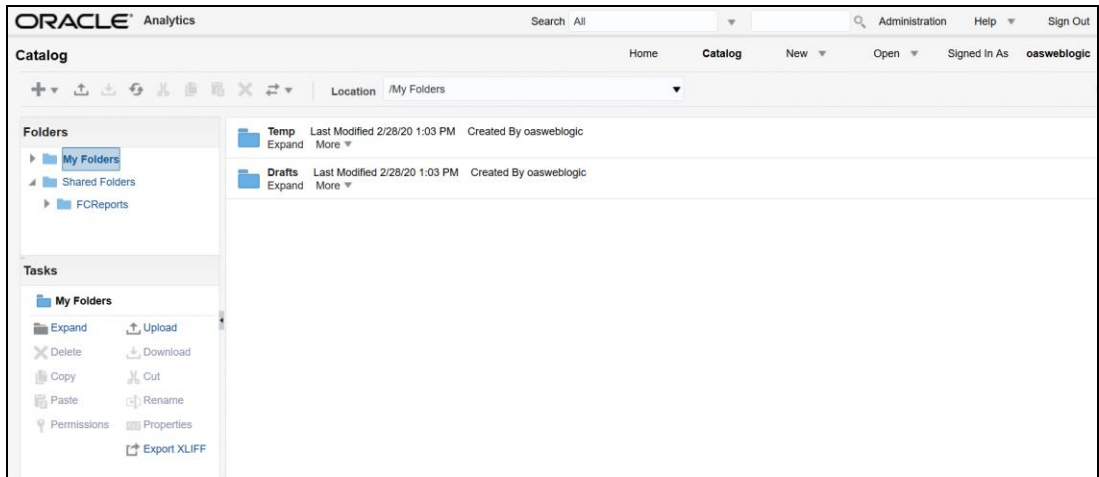


The screenshot shows the Oracle Analytics Server Console login interface. At the top center is the ORACLE logo in red. Below it are two input fields: 'User ID' and 'Password'. A blue 'Sign In' button is positioned below the password field. Underneath the button is a checkbox labeled 'Accessibility Mode'. At the bottom is a language selection dropdown menu currently set to 'English'.

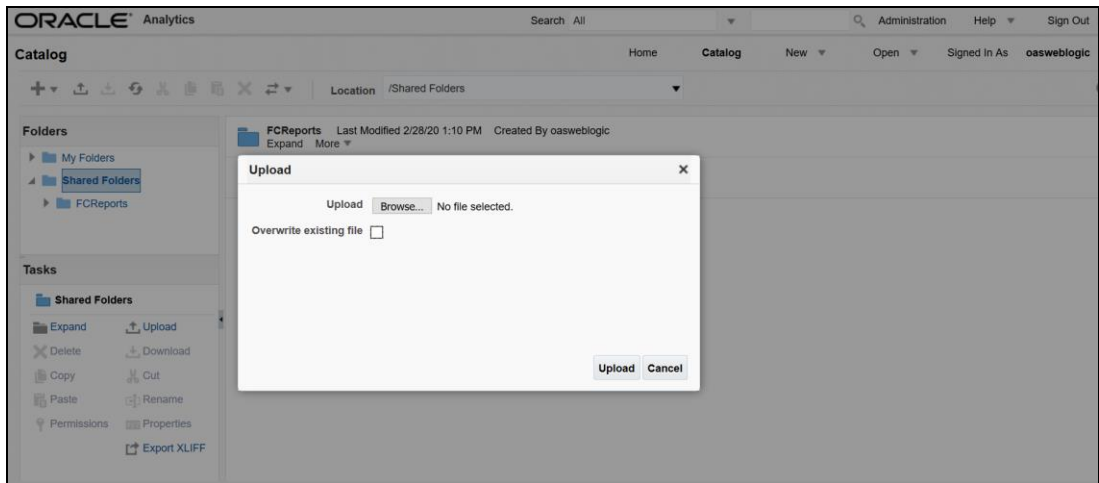
8. Log-in to the console



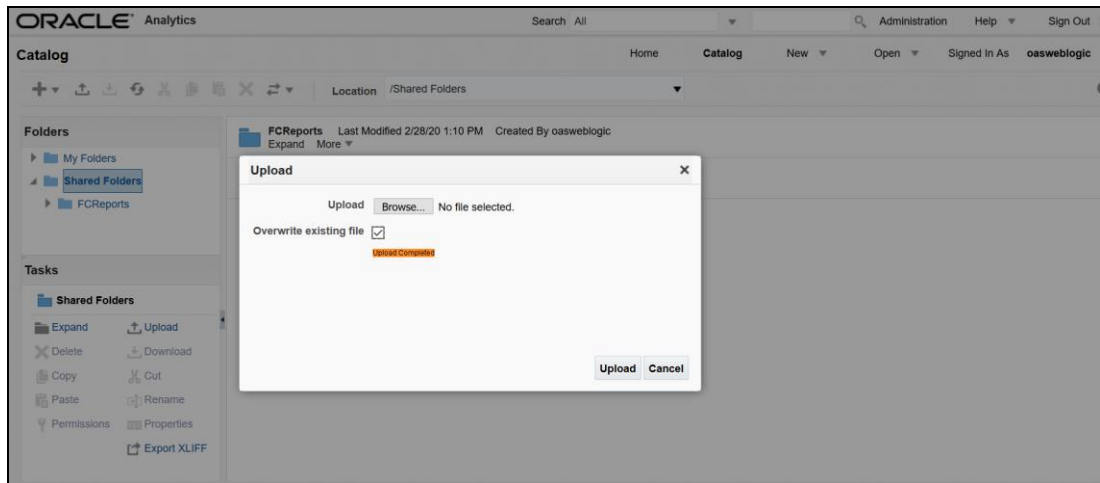
9. Click on Catalog



5. Select Shared Folders from Folders List. From the Tasks list, click upload



6. Check the box 'Overwrite existing file' and upload the file FCReports.xdrz





BIP Web Service Reports
[November] [2021]
Version 14.5.2.0.0

Oracle Financial Services Software Limited
Oracle Park
Off Western Express Highway
Goregaon (East)
Mumbai, Maharashtra 400 063
India

Worldwide Inquiries:
Phone: +91 22 6718 3000
Fax: +91 22 6718 3001
www.oracle.com/financialservices/

Copyright © [2007], [2021], Oracle and/or its affiliates.

Oracle and Java are registered trademarks of Oracle and/or its affiliates. Other names may be trademarks of their respective owners.

U.S. GOVERNMENT END USERS: Oracle programs, including any operating system, integrated software, any programs installed on the hardware, and/or documentation, delivered to U.S. Government end users are "commercial computer software" pursuant to the applicable Federal Acquisition Regulation and agency-specific supplemental regulations. As such, use, duplication, disclosure, modification, and adaptation of the programs, including any operating system, integrated software, any programs installed on the hardware, and/or documentation, shall be subject to license terms and license restrictions applicable to the programs. No other rights are granted to the U.S. Government.

This software or hardware is developed for general use in a variety of information management applications. It is not developed or intended for use in any inherently dangerous applications, including applications that may create a risk of personal injury. If you use this software or hardware in dangerous applications, then you shall be responsible to take all appropriate failsafe, backup, redundancy, and other measures to ensure its safe use. Oracle Corporation and its affiliates disclaim any liability for any damages caused by use of this software or hardware in dangerous applications.

This software and related documentation are provided under a license agreement containing restrictions on use and disclosure and are protected by intellectual property laws. Except as expressly permitted in your license agreement or allowed by law, you may not use, copy, reproduce, translate, broadcast, modify, license, transmit, distribute, exhibit, perform, publish or display any part, in any form, or by any means. Reverse engineering, disassembly, or decompilation of this software, unless required by law for interoperability, is prohibited.

The information contained herein is subject to change without notice and is not warranted to be error-free. If you find any errors, please report them to us in writing.

This software or hardware and documentation may provide access to or information on content, products and services from third parties. Oracle Corporation and its affiliates are not responsible for and expressly disclaim all warranties of any kind with respect to third-party content, products, and services. Oracle Corporation and its affiliates will not be responsible for any loss, costs, or damages incurred due to your access to or use of third-party content, products, or services.